

ORDER BOARD

The Official newsletter of the

Calgary Model Railway Society

The Communications Medium for Railway Enthusiasts

**February 2003
In This Issue**

President's Message	Page 2
Note from the Editor	Page 2
Layout Tour Hosts	Page 3
CMRS Website	Page 3
Railfan Events	Page 4
Free-Mo Standards	Page 5
Elephant Ears	Page 6
Supertrain Report	Page 7
Appreciation Night	Page 8
Membership Notes	Page 8
Upcoming Events	Page 9
Board of Directors	Page 10
Spring Mini Meet Poster	Insert

Internet Addresses

*CMRS Homepage Address - <http://www.calgarymodelrailway.org>
Order Board Newsletter Address - <http://calgarymodelrailway.org/orderboard.html>
Editor: Gord Smith*



Message from the President

When you volunteer for an event or a club or a special charity, have you ever wondered if what you do makes a difference? Well, to all of you who volunteered your time for Supertrain 2003 your wondering is over! This year's Supertrain event had record crowds, great fellowship, smiling children and adults everywhere you looked.

Charities were thrilled to be a part of it all and we had a chance to showcase our exciting world of modeling. And from behind the scenes, a lot of great volunteers who did a tremendous amount of work showed they **did** make a difference. My message this year has been to encourage members to step forward and make your society strong and vibrant. And you have responded splendidly! My hat is off to all of you. **Job well done!**

Ha! And just when you thought you had time to relax, we have events planned for mid March, April and May! Have you volunteered for any of those? Keep checking our website, and further along in this issue, for upcoming events and details. Each event is co-ordinated by a director who would welcome your time and efforts.

- Mike



E-mail dispatcher@shaw.ca

The DISPATCHER

Specializing in Digital Command Control

BARRY CONN

discount prices on:

(403) 251-9334

213 Oakchurch Bay SW

Calgary, AB T2V 4B6

Web page: <http://members.shaw.ca/dispatcher>

Digitrax

Roco

Soundtraxx

Atlas

Kato

Proto 2000

WANTED

4 by 8 Layout

Steve Salter of Whistles Sports Bar would like to purchase a layout. Phone: 235-0500

From the Editor

What does CMRS membership gets you? Lots, admission to two Mini Meets and Slide Night, and the opportunity to participate in Railfan Events and Membership Appreciation Night. We hope it also keeps you informed, with about 6 issues of the Order Board newsletter per year.

We need your input and contributions so we can pass that information along to our fellow hobbyists. An email or phone call can get your event advertised, want ad placed, or an article published.

If you are moving or spot any errors in your address, please send a correction to our membership chairman, Ross Dubber or myself. Ross sends me an updated membership list prior to each mail-out. We now have Ross's correct phone number listed on the back cover.

The **deadline for the next issue is March 20, 2003**, but I do welcome submissions at any time.

- Gord Smith

1928 - 75 YEARS AGO

General Electric begins construction of diesel-electric switchers.

Last Climax locomotive built.

Sperry Rail Service begins use of rail testing cars.

Railway Days - Heritage Park - June 7 & 8, 2003

"Steamin' Ahead"

See how steam is created as the locomotive "takes on" water. Visit the Roundhouse theatre for a program of fun and learning centered on an operating turntable, see the fading art of hand signals. Canadian Pacific Railway is there in force with safety and equipment displays, not to mention the always-thrilling spike driving contest. Come to Heritage Park Railway Days for a glimpse of the railway in the "Old West".

For more information, contact Heritage Park at:

(403) 268-8500

www.heritagepark.ab.ca

HOSTS WANTED - LAYOUT TOURS

Once again the CMRS is hosting layout tours for 2003. If you have a layout you would like to display to the public, please let us know. The layout can be at ANY STAGE. Remember there are modelers out there who are just entering this entertaining hobby and would love to see what you have done. This means from the basic benchwork to the finished project.

We, as CMRS members want to serve as role models and give inspiration to both the seasoned modeler and the newcomers alike. Come join us in allowing guests to be welcomed into your home or club layout for a look at whatever stage you are at in your building project. Again AT ANY STAGE of building.

There will be two viewings again this year Saturday April 12th for those displaying north of the river, and Sunday April 27th for those south of the river. You are more than welcome to attend both tour dates.

The tour locations will be posted on our web site hopefully by March of 2003.

If you wish to participate in showing your layout please contact Bain Spielman at bainspielman@shaw.ca or by phone at 282-7819.

Remember, helping others makes our CMRS that much stronger.

Bain Spielman
Director CMRS

TIMBERLINE SCALE MODEL TREES

"Handcrafted"

Made in Canada

Bus:(403) 225-4119

Fax:(403) 225-4118

e-mail: timberscal@shaw.ca

"Museum Quality"

We Grow With You

CALGARY, ALBERTA

Celebrate:

Volunteers needed for the Supertrain 10th anniversary celebration committee.

Please contact a CMRS board member.



Wear your logo !

Outfit your club or group with hats, jackets, shirts or merchandise showing your logo.

Visit our web site at: www.keddes.com

Or call Dave Landels at: 403-287-3012

CMRS WEBSITE

The response to the request for website content in the last Order Board has been disappointing so far. Hopefully some of you are still putting together your photos and articles and will be submitting them soon. Enhancements to the website are impossible without the support and contributions of the membership. Again, what we are looking for are members to submit photos, modeling projects and information on local activities (modeling and prototype).

We hope to publish a different series of photos once per month. This is your chance to show off some photos that you have taken of your layout or anything else railroad related. If we have several people involved, each person only needs to do this once or twice per year. The photos would be submitted in groups of 5 to 10.

This is also your chance to show the members your latest modeling project. The submission should contain a small description of the project, the techniques used and a few photos of it if possible. The project could be anything from scratch-building, kit-bashing or super-detailing locomotives, rolling stock or structures, to building benchwork, track and scenery. Any project model railroad related, other members would like to see.

Finally, there are members that are privy to information regarding modeling or prototype events, open houses, rail fan opportunities, etc. that are going on in or around Calgary that may go unannounced. We would like to know about these events so that our members can take advantage of them.

If you do not have access to a digital camera, we will make arrangements to take the photos for you, or we can scan your photos. If you can help us with any of the things listed above, please call 289-7770 or send an email to rick.mcphée@shawbiz.ca.

- Rick McPhee

FOR SALE

LAYOUT

Exhibition layout constructed by the Extra Gang is offered for sale. The layout consists of eight modules that form an oval, which measures approximately 16 feet by 8 feet. The layout is fully scened and has been displayed at several model railroad shows, including Super Train, where in the year 2000 it received the "Best In Show" award. For further details, contact:

Al Crance at 256-2710 crancea@shaw.ca
Gordon Fairhead at 271-1394 gfairhead@shaw.ca

ACTION HOBBY

CANADA LTD

**Trains – Rockets – Plastic Kits – Kites
R/C Planes, Boats, Cars, Helicopters**

Formerly the R/C Hanger

Doug & Donette Hyslip 6808 Ogden Road, SE

Phone: 403-236-5098 or email: info@actionhobby.ca

Visit our website at: www.actionhobby.ca

Checkout our extensive 'Events' calendar

Artifacts & Equipment Needed

The NEW Colonel Belcher Care Centre is both a veterans hospital and seniors apartments units. This new facility has an atrium area available that is roughly 30 by 40 feet, which they would like to devote to a railroad theme. This might include pictures, historical artifacts and a model railroad.

The persons coordinating this at the Belcher are looking for donations of a train layout, equipment, pictures, paraphernalia, etc. Also needed are people to help set this up. This may become the new home for modellers who have no space or for a model train club.

The NEW Colonel Belcher Care Centre is at Shaganappi Trail and Bowness Road, NW.

For more information, please call Irving Jalving at 249-9981.

RAILFAN EVENTS

Paul Douglas has organized the following events.

LRT Control Centre – March 12, 2003 - 7:00PM

This is the Calgary Transit Light Rail Transit dispatch centre. This is on the Victoria Park property. Enter the parking lot to the west of 7th Street. There are three ways to get to 7th Street, from eastbound 9th Avenue exit south under the low clearance underpass just before the Elbow River bridge, from eastbound 12th Avenue the street curves northeast becoming 7th Street, or westbound on MacDonald Avenue turn right when you cross the bridge. Entry doors are on the Northeast side of the building. The tour starts promptly at 7:00 PM.

SAIT Rail Training and Technology Centre – May 15, 2003 – 7:00PM

This is at the N R 'Buck' Crump Building at 1940 Centre Avenue, N.E. This is on the north side of the street, about a block west of the more familiar Bob Edwards Building. Some of SAIT's training programs include:

- Engineering: tracks and signals
- Mechanical: rolling stock and motive power
- Transportation: train operation and control/dispatch

This is a great opportunity to learn about all aspects of railroad operations. Get to see close up a supercharged GM 'big block', how railcar brakes work, or learn about railway signal systems. Of special interest are the two locomotive simulators at this facility.

If you are thinking of a career in railroading, don't miss this tour.

There is presently an intake for the Railway Conductor program starting in March. Canadian railways are forecasting the need for more than 1000 conductors in the next 5 years.

Check out these sites for calendar information:

- Rail traffic control
<http://www.sait.ab.ca/calendars/daycalendar/pdf/artc.pdf>

- Railway conductor
<http://www.sait.ab.ca/calendars/daycalendar/pdf/acdr.pdf>

Free-mo HO Modular Group

Introduction

As the annual Calgary Model Railway Society Train Show has become more popular, people have been inquiring about new modular groups or clubs. Most modular club layouts are actually a sectional layout that must be assembled using a set number of modules in a specific arrangement.

After many years of development, a new generation of HO module design has been gaining popularity, Free-mo. Free-mo is a truly modular, inter-changeable design that permits the greatest flexibility in design and set up possibilities. The intent of Calgary Free-mo is to develop a Calgary "flavor" of the Free-mo standards. The goal of Calgary Free-mo is to operate as an informal group, not as a structured club. No limitations on number of members, level of participation or era of equipment in operation. This will allow a maximum number of people to participate and permit a level of commitment that suits individual needs.

Typical Free-mo module design is based on a single track mainline centered on a 24 inch wide module. Builders of Free-mo modules are actually encouraged to deviate from the typical four, six or eight foot long rectangular module and construct modules of varying lengths, widths and shapes. Various angles of corner modules may be used to assemble any shape of layout. Rather than assembling a traditional continuous run oval layout, Free-mo layouts typically operate in a point-to-point fashion. Staging loops/yards are placed at each end of the layout.

The obvious drawback to this type of layout is the limited traffic capacity of a single track mainline, further compounded by the length and frequency of passing sidings. This does have the advantage of forcing the layout operators to actually operate the layout rather than just let trains continuously run.

During the initial startup of Calgary Free-mo, we are encouraging members to build 26-inch wide double track modules to provide artificial "sidings" for maximum operational flexibility. This is not to say that a member cannot build a single-track module or double to single-track module.

Please see the following websites for more information,
<http://www.geocities.com/NorCalFreemo/guidelines.htm>
<http://www.free-mo.org/>
<http://www.free-mo.org/links.html>

Standards, Amendments and Recommendations for Calgary Free-mo (as of February 14th 2003)

General

- Theme, Midwestern / Western from the "Heartland" to the "Foothills" and everything in between. This includes rolling hills, valleys, small towns with false front buildings, typical industries for the region, junctions.
- Modeling of "real life" scenes is encouraged.
- We are open to new participants at any time, and

assist each other in all aspects of module construction.

- A group of peers will check each module from a technical aspect prior to operation in a group layout. This is to ensure trouble free operation and enjoyment for all.

Bench work

- Rail height to be 42", adjustable from 41" to 43". The lower rail height was chosen to facilitate viewing by younger visitors at shows. Members are reminded that 50" is Free-mo standard if they plan on visiting other Free-mo groups.
- Initially, the group recommends construction of double track, 26" wide, modules.

Track

- Mainline to be no closer than 6" from side edge of module.
- Minimum 36" radius permitted on mainline junction connecting tracks and staging loops.
- Staging / return loops may be laid with code 100 track, on 2.5" centers.
- Minimum number six turnout size on mainline track work, number eight turnouts recommended for mainline crossovers, ends of double track and siding ends.
- Avoid "S" curves when using number six turnouts.
- Rail must be painted, example eight parts Modelflex Rail Brown mixed with one part Weathered Black. Ties also to be painted / weathered; suggest Pollyscale or Modelflex flat finish, maybe done with a brush.
- Except at Junctions, mainline(s) must follow the "normal" route of a turnout or crossover.

Scenery

- Mainline ballast, Woodland Scenics #B1393 Gray Blend Fine to be used on ALL mainline track work. Industrial sidings, backtracks etc. is your choice.
- Base scenery, Initial layer of Woodland Scenics #T44 Burnt Grass with # T63 light green sprinkled lightly over top as accent color/texture. This is a base color allowing ends of modules to match and flow together. Feel free to blend this color into your scene.

Electrical

- Currently under review.
- Discussions regarding requirement to provide DCC Loco net jacks on "every" module. We may relax so as any module five feet or less does not require its own jacks, however no two consecutive modules may be without jacks.
- Loco net jack locations under review.

Contacts

Carl Van Veen 226-2241
cnvanveen@shaw.ca

Doug Soeder 225-4144
dsoeder@shaw.ca

See our display and us at the Spring Mini Meet!


A BRIEF STUDY of ELEPHANT EARS

To gardeners elephant ears are plants with large heart-shaped leaves. In some zones these plants can grow almost as big as a house. It may be a begonia or kind of arum.




Elephant ears were a hot item at fairs beginning in the early 1980's. They are basically fried dough sprinkled with sugar and cinnamon. The dough lumps are flattened into disks about 10 inches in diameter and about 1/8 inch thick. The disks are not perfectly round so when fried about 2-3 minutes in 400-degree vegetable oil they emerge in various shapes not unlike an elephant's real ear, hence the name.

The large land mammal found in India and Africa also has ears, which are multi-purpose appendages. The African elephant has ears that average at least three times the size of the Asian elephant. Ears are used as signaling organs. Ears are used to regulate body temperature. Ears are used as a protective feature in the African elephant to ward off potential threats. Each elephant's ear is unique and is used as a type of fingerprint for identification.




"Redmonkeycoffee.com" in the UK offers for sale a variety of coffee named Kenyan Elephant Ears. So named because of the huge beans, which during processing break into halves (called ears). A 250-gram bag of this popular favourite will set you back about £5.00.



On steam locomotives, elephant ears are metal plates attached to the sides of the smokebox, and used as smoke deflectors. Smoke is diverted upward away from the cab. Shown is a 2-10-2 QJ class China Rail steamer. A pair of QJ's are pictured climbing China's Jingpeng Pass

demonstrate the effectiveness of the elephant ears.

February 2002 - QJ's at Jingpeng - Gord Smith



A lot closer to home and not all that long ago, CP experimented with a pair of elephant ears on an SD40-2. Between 1972 and 1978 EMD built over 350 tunnel units. Both SD45T-2's and SD40T-2's were built for SP, SSW and DRGW.



In an experiment to draw-in cooler air from near a tunnel floor to improve radiator efficiency, CP affixed sheet metal to the rear of #5639.

Gordon E. Smith
Cranbrook, BC
June 19, 1983



Do any of our kitbashers have a miniature of this unit languishing on the back tracks? Please dust it off and bring it to the Bring & Brag at the Spring Mini Meet.

-Gord Smith

SUPERTRAIN 2003 REPORT

Thank you, Thank you, Thank you! My sincere appreciation and thank you to the Supertrain 2003 committee for a job well done. The committee would like to extend these same sentiments to all the volunteers, members and non-members, who stepped forward to help us make this show a great success. And thanks to all the exhibitors and vendors who participated in the show. Our attendance exceeded 17,000.

Here are some interesting stats we would like to share with you, which indicate what we really have here.

No. of Junior exhibits: 11 (AWESOME)

No. of Adult exhibits: 21 layouts 12 displays

No. of Commercials: 32

No. of Special interest group displays: 4

No. of Administrative: 4

No. of displays from outside Calgary: 17

No. of displays from outside Alberta: 16

No. of entries that were not in last years show: 18

Increase in entry applications: 24%

Increase in exhibitors: 12%

Increase in paid attendance: 18%

I was fortunate to meet many people from other cities and towns, some from the States. I know for a fact, one organization was here visiting the show to really see what we have. Their organization hosted a model train show at the same time as ours in the US. The comment left with me is that they will recommend a change in date for their show so there will be no conflict of dates. Each year their show degenerates. One of the contributing factors is that it is almost always the same thing being seen at their show. Hence, another example why we must strive to kept our show vibrant, exciting, interesting, changing, and successful. I stress to all the modelers, please continue to improve your layouts and/or make changes.

Due to deadlines for this issue of the Order Board, your Supertrain Committee will have a report ready for the Board of Directors prior to the next issue.

We will be celebrating our 10th anniversary at Supertrain 2004. That committee is already gearing up to make it very special. A Saturday night function has been proposed. For that to materialize, we need volunteers to come forward and create a committee for this project. Please contact a CMRS Board member should you be interested in participating on this committee. For now, this new committee would look into what kind of activity could take place and whether we should do something along that line. Input is

required now so that should we decide to have a Saturday night event, we can budget for it. We welcome suggestions towards our 10th anniversary.

There are lots of great things to look forward to and many wonderful memories of past Supertrain shows. We look forward to your future participation.

- Maurice Despins, Supertrain 2003 Show Chairman

WANTED



**Kato SD 45's CP Rail 5493, 5494, or no #
Contact Ian Tucker 870-0473**

STEAM COURSE

Antique Steam Theory Course Presented by Pioneer Acres Museum **WHERE:** Pioneer Acres Museum 1/2 km north of Irricana on Highway #9 Pioneer Acres Museum, Irricana, is offering a very unique opportunity for those interested in old steam engines and locomotives. The course is a classroom style, hands on approach to the basics about all types of steam boilers, their construction and fittings. Included, is a workshop on steam injectors, pumps, feed water heaters, water columns, gage glasses, fusible plugs and safety valves. The primary concern in operating any antique steam equipment is **SAFETY**, so included are the safe procedures in lighting up with all types of fuel, boiler management, and Firemen's and Engineer's responsibilities. Different types of steam engines, locomotives, their valve gear, lubrication and water treatment are also discussed. **WHEN:** March 22 & 23 March 29 & 30 - 8am to 4pm daily \$100.00 per student Payable on the first day of class **WHAT TO BRING:** pen, pencil, paper, notebook, all your questions and Enthusiasm! Lunch facilities are available at the museum (microwave, refrigerator) as well, there is a restaurant in Irricana featuring Western and Chinese food. **MORE INFORMATION:** Brian Manning 280-9090 Museum Curator 935-4357

Member Appreciation Night Friday May 23, 2003



with special Guest TOM ARMSTRONG and his presentation Crossing Safely

A Locomotive Engineer since 1977 Tom Armstrong has had enough of crashing into vehicles at level railway crossings. After going through a ten year period of hitting everything from a parked car to a road grader he has put "his" story together, and is willing to share it with you.

Tom has made a personal commitment to stopping this needless cause of pain and suffering. He has witnessed families torn apart as locomotives smash their way through people's automobiles as well as their lives. He's even watched a mother drag her family in front of his train, because she didn't want to wait.

Tom has brought his slide presentation to mixed audiences throughout North America. Visit Tom's web page www.crossingsafely.com to read and see more. Then mark your calendar.

At Member Appreciation Night we dine together and recognize the volunteers that turn ideas into the CMRS programs we all enjoy. If you're volunteering this year, we'd especially like to see you come out to enjoy the delicious food, talk with your fellow members, and meet a new friend. Bring your spouse and let them see why you enjoy being a part of the Calgary Model Railway Society.

TICKETS AVAILABLE to Calgary Model Railway Society members (and a guest) at the Spring Mini Meet, thru your committee chairman, and directly from Marshal Ouellet 289-4430 bakouel@shaw.ca, or from Rolf Stengl 288-7805 stengls@shaw.ca .

- Rolf Stengl, Director for Membership Appreciation Night

A NOTE FROM the MEMBERSHIP CHAIRMAN

Since January, we have received 68 registrations, with 62 of these at Supertrain 2003, for a total of 293 memberships.

Thanks to everyone who so generously volunteered their time into making Supertrain 2003 so successful. We couldn't have done it without your willingness to support this event. I look forward to seeing you at the Mini Meet in March. ***Please note: If you were unable to pick up your membership card at Supertrain, I will have them available at the Mini Meet.***

Model Railroad Events Schedule

*items in bold are Calgary Model Railway Society events

March 12, 2003 (Wednesday) Time: 7:00 P.M. - Details on Page 4
Railfan Tour - LRT Control Centre, 7th Street S.E.

March 15, 2003(Saturday)
Spring Flea Market - Calgary Model Trainmen
Abbydale Community Center, 821 Abbydale Drive, N.E.
Admission: \$1.00, Kids under 12 Free Door Prize: HO Kato CP SD90MAC
Tables: \$10.00 call Brookes Harrow @ (403) 201-4937 or bharrow@shaw.ca

March 16, 2003 (Sunday) Time: 10:00 AM to 4:00 PM
Spring Mini Meet
Best Western Hospitality Inn (South), 135 Southland Drive, SE
Admission: Members free, non-members \$5

March 16, 2003 - Burnaby Railroadiana Show @Cameron Rec Center, 9523 Cameron St., Burnaby, BC
For more info: (604) 461-0366 or email backshop@telus.net

April 12, 13, 2003 - Moose Jaw Thunder Creek Model Train Show @ Western Development Museum, Moose Jaw, SK
For information call (306) 693-5989

April 12, 2003 (Saturday)
North-side Layout Tours
Details in the next Order Board or watch the website

April 12, 2003 (Saturday)
Calgary Model Trainmen's Club Open House
619 – 12th Avenue, S.E., Calgary
Time: 10:00 to 16:00
For info Garth Praestegaard (403) 235-1731 or Brookes Harrow (403) 201-4937

April 18 & 19, 2003 - High Country Rails @ Best Western Towne Lodge, 1250 Rogers Way, Kamloops, BC
For info: Bob Grace, 1885 Whister Ct., Kamloops, BC V2E-1Y6, EMAIL: rgrace@direct.ca

April 27, 2003 (Sunday)
South-side Layout Tours
Details in the next Order Board or watch the website

May 15, 2003 - SAIT Railway Training Centre, N R 'Buck' Crump Building, 1940 Centre Avenue, N.E., Calgary, AB

May 16 – 19, 2003 - NMRA - Border Rail 2003 – 6th Division Pacific Northwest Region @ Lloydminster – Wainwright, SK/AB
For info www.borderrail.ca

May 23, 2003 (Friday) - Cocktails: 6:00 PM - Dinner: 7:00 PM
Appreciation Night Dinner & Program
Glenmore Inn, 2720 Glenmore Tr. S.E., Calgary
Tickets available at the Mini Meet or contact: Rolf Stengl at 288-7805 stengls@shaw.ca or Marshal Ouellet 289-4430 bakouel@shaw.ca

May 24 & 25 - Model and Hobby Show - Pioneer Acres, Irricana, AB

June 7 & 8, 2003 - "Steamin' Ahead" - Railway Days – Heritage Park, Calgary, AB

September 20 & 21, 2003 - Great Edmonton Model Train Show - Mayfield Inn Trade Center, Edmonton, AB

October 4, 2003 - Calgary Rail Prototype Modelers Meet - Abbydale Christian Fellowship Church, Calgary, AB

October 5, 2003 - CMRS AGM & Fall Mini Meet - Best Western Hospitality Inn (South, Calgary, AB

October 18, 2003 - Boomer Auction - St. Andrews Presbyterian Church, Calgary, AB

Calgary Model Railway Society **memberships can be purchased or renewed at any of our events** or by mail. Cost is \$10 per year (September to September).

Calgary Model Railway Society
Box 63033, 2604 Kensington Road, N.W.
Calgary, Alberta, T2N 4S5

BOARD of DIRECTORS- Positions and Responsibilities

Phone Numbers H – Home W – Work C – Cell Fx - Fax

President / Treasurer - Mike Borkristl
Independent – h-720-4195 w-203-1970
E-Mail: tricor@canuck.com

Membership - Ross Dubber
Independent h-281-7325 fx-238-1973
E-Mail: tinyteddie1@shaw.ca

Slide Night - Rob Badmington
Independent h-217-7575 w-319-3204
E-Mail: badmingt@telusplanet.net

Railfan Tours - Paul Douglas
Independent h-807-3592

Layout Tours - Bain Spielman
Cal-O-Rail - h-282-7819 c-560-1896
E-Mail: bainspielman@shaw.ca

OrderBoard / Publicity - Gordon Smith
Bow Valley Club h-239-2514
E-Mail: gord.smith@shaw.ca

Secretary/Appreciation Night - Rolf Stengl
Independent- h-288-7805
E-Mail: stengls@shaw.ca

Vice President / MiniMeets - Rick McPhee
Thursday Night Group h-289-7770
E-Mail: rick.mcphee@shawbiz.ca

MiniMeets - Randy Baldwin
RM Garden Ry h-256-1753 w-201-3801

Supertrain Liason - Marshall Ouellet
Independent – h-289-4430
E-Mail: bakouel@shaw.ca

Individual directors have separate responsibilities. Please contact appropriate director for information on the Area you want to know about.

For Commercial Advertisers, please contact the
Publicity/OrderBoard Director for rates and approval prior to submitting Ads to the Editor.

Mailing Address

Calgary Model Railway Society
Box 63033, 2604 Kensington Road N.W.
Calgary, AB T2N 4S5

Web Pages

Order Board Newsletter Address: <http://www.calgarymodelrailway.org/orderboard.html>
CMRS Homepage Address: <http://www.calgarymodelrailway.org/>

Classified Advertising

Do you have some model railroad related items you would like to sell? If so, consider putting an ad in the OrderBoard. Ads will be free for members (assuming they are small and don't take more than a few inches of space). Commercial ads (business card size) are also accepted for a setup fee of \$10.00. A good selection of Computer Clip Art (Railroad-Related) is available to spice up your ad. E-Mail gord.smith @shaw.ca

The Order Board