

MODIFYING YOUR EXISTING LAYOUT TO ENHANCE OPERATING INTEREST

1

BY DOUG LEE

CALGARY MODEL RAILWAY SOCIETY
FALL MINI MEET – OCTOBER 19 2014
GLENMORE INN, CALGARY

My assumptions

2

- You want more train length, density and op variety
- You have one or more guests at your op sessions
- You have finite space, time and money
- You'll consider trading visual interest for operating
- Certain non-prototypical solutions are acceptable
 - Track turnouts with sharply-angled frogs
 - Assigning multiple uses to some tracks

What are your operating priorities?

3

Relatively freight oriented	Relatively passenger oriented
Long freight trains, 20+ cars	Mainline passenger trains, 8-12 cars
Medium freight trains, 10-15 cars	Branchline/short psgr trains, 3-4 cars
Local freight operations	Commuter passenger trains
Helper district operations	Passenger train switching
Engine terminal movements	Timetable/fast clock operations

See resource 4, pages 4-5

- Try operating on other owners' layouts to get a better appreciation of your own preferences

Examples of layout changes

4

- **Debottleneck your freight yard**
 - Typically yard crews can't switch trains fast enough to keep up with road crews, so debottlenecking the yard will please both
- **Create a helper/pusher district, *even if you don't have a big hill***
 - Add variety and moderate the all-too-fast pace of the mainline
- **Try passenger trains (good topic for a future clinic)**

Debottleneck the freight yard

5

Crossovers and switch lead turnouts on mainline create trackage that allows loco to run around cuts of cars

Mainline curves, and runs behind the yard

Yard is double-ended, with straight yard body tracks that facilitate coupling

See slide 7

Crossovers provide direct route from any yard track to mainline

Operating aisle in dark grey

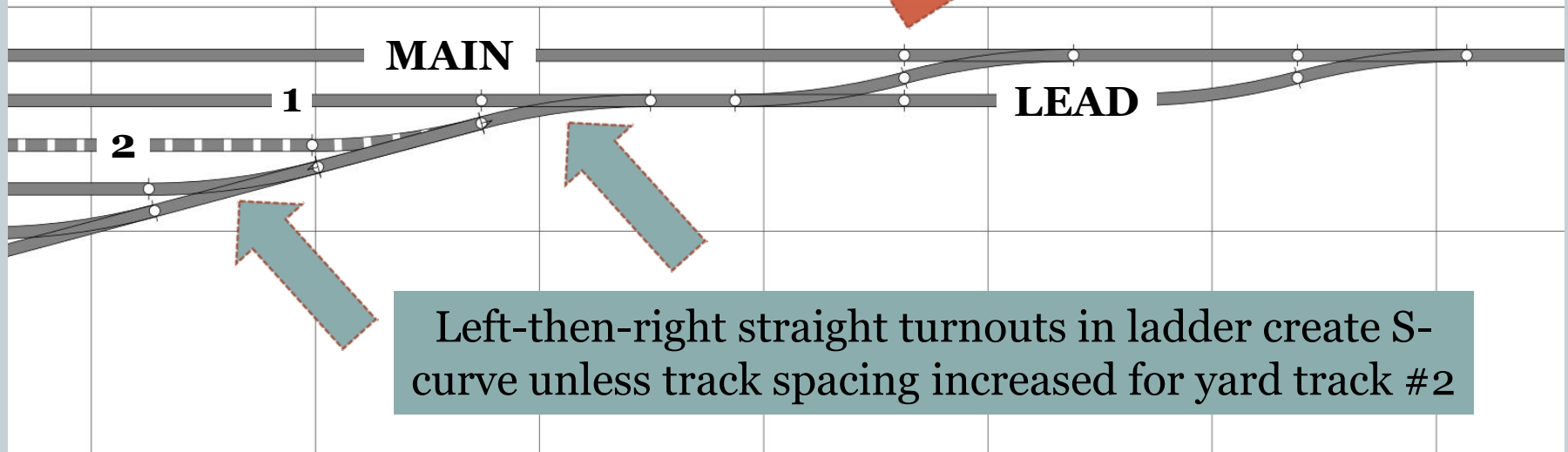
Long switch lead at right, separate from mainline. End of lead ties into mainline for flexibility

Shorter (due to space) but still useful switch lead at left allows a second yard crew to also build trains

Typical yard design containing S-curves

6

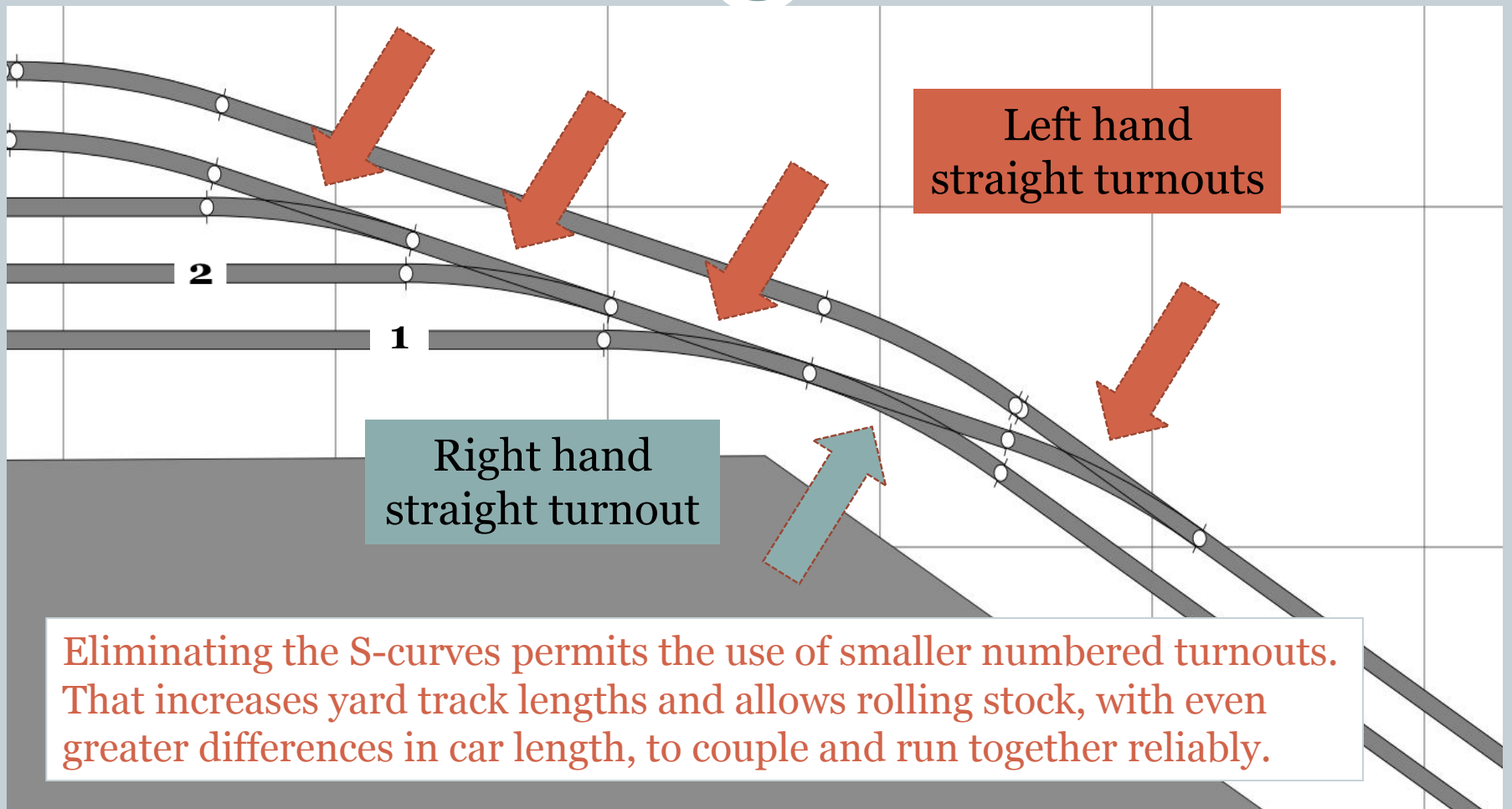
Crossovers comprised of a pair of left or right straight turnouts contain an S-curve



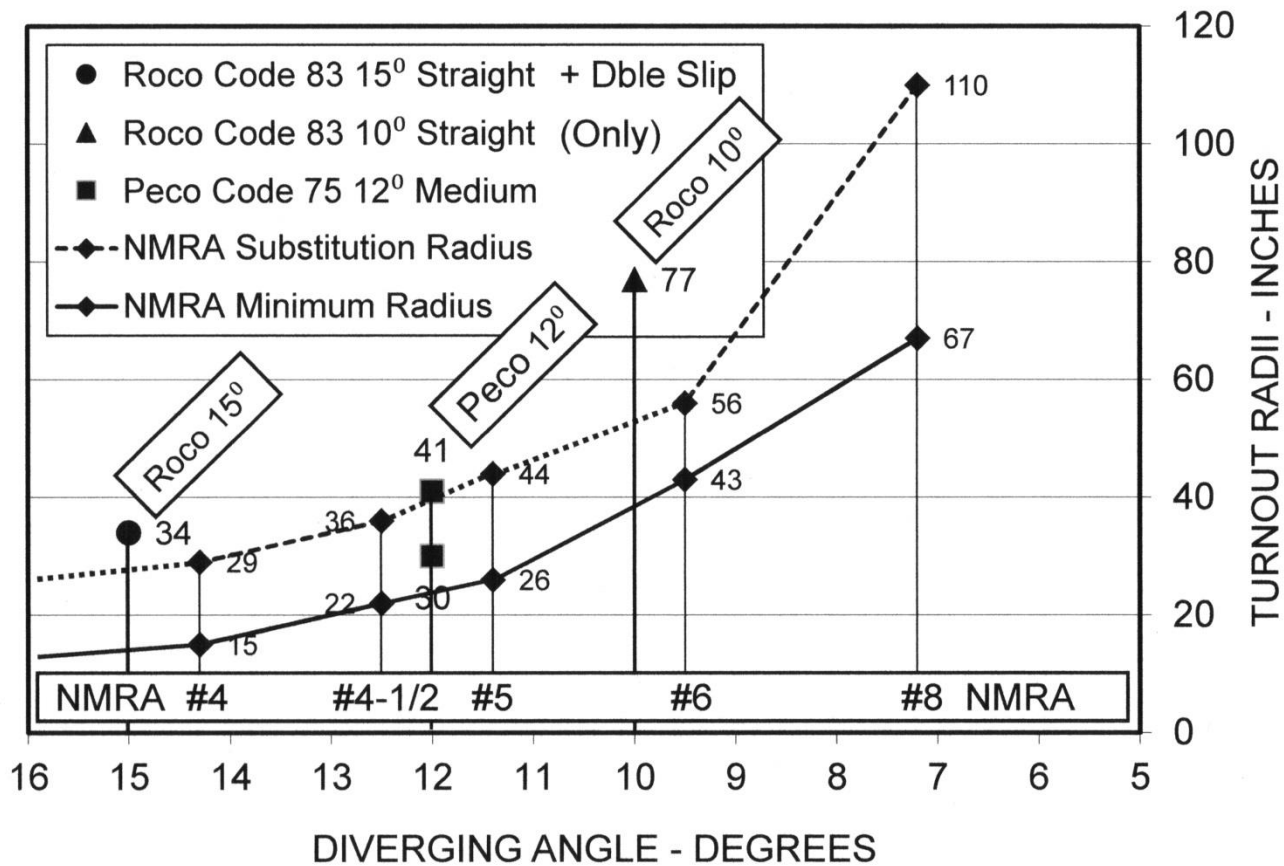
If S-curves are present we must use space-consuming larger turnouts and/or limit the length and variability of length in our rolling stock.

Yard crossover and ladder free of S-curves

7



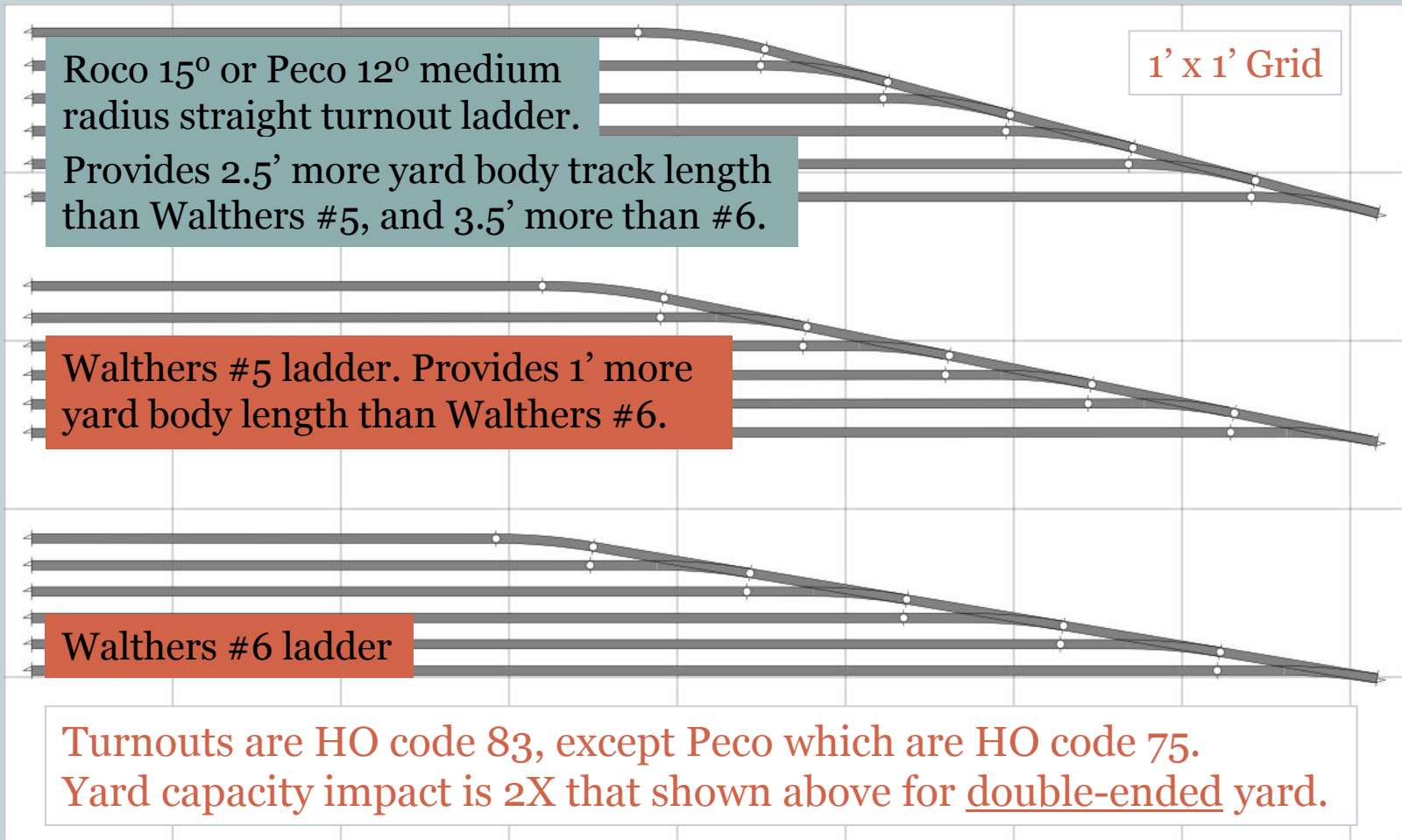
HO scale turnout geometries



For the Roco turnouts, only the minimum radii have been graphed. The substitution radii are approximately 5/8" greater. See resource 6, page 24

Impact of HO turnout choice on yard capacity for illustrative single-ended, six-track yard

9



Northern Pacific Class Z-5 “Yellowstone” #5001 pushing on the rear of Time Freight 603 West

10



Basic components of helper operations

11

- **Helpers can be at the front, the rear or mid-train**
 - If the rear, a pusher helper can be cut off “on-the-fly”
 - Otherwise the train will have to stop to uncouple the helper
 - Helpers also used for control of heavy trains travelling downgrade
- **Most helpers will deadhead from top of grade to base**
 - Single-ended helpers may need to be turned at both ends
 - Turning/deadheading will consume some of the mainline’s capacity
- **DCC and radio throttles are highly desirable**
 - Start by electronically MUing the road engines and helpers
 - Practice with entire train under the control of one operator
 - Debug any troublesome track and rolling stock
 - Later do not MU, and assign second operator to run helper

See resource 3, pages 28-34, 55

Northern Pacific Class A-4 “Northern” #2677 helping Passenger 1 West, *The Mainstreeter*

12



Resources

1. Layout Design Special Interest Group (LDSIG). Website: www.ldsig.org. It is a non-profit educational organization that exists to further the art and science of model railroad track planning and layout design. Quarterly publication, with paper and electronic editions: *Layout Design Journal*.
2. Operations Special Interest Group (OPSIG). Website: www.opsig.org. The principal purpose of this non-profit organization is to discuss, develop and disseminate ways of operating model railroads to realistically emulate practices of the prototype. Quarterly publication, with paper and electronic editions: *The Dispatchers Office*.
3. John Armstrong, *Track Planning for Realistic Operation* (Kalmbach; 3rd ed., 1998). Contains an extensive discussion of prototype railroad operations and track planning theory.
4. John Armstrong, *18 Tailor-Made Railroad Track Plans* (Kalmbach, 1983)
5. John Armstrong, *20 Custom Designed Track Plans* (Kalmbach, 1994). These latter two books illustrate Armstrong's layout planning concepts in a particularly effective manner. Both out of print but sold second hand on ebay and elsewhere.
6. Doug Lee, *Lessons Learned: St. Paul Division*, *Layout Design Journal* 51, page 20. This article includes an expanded discussion of the physical characteristics and merits of using Roco HO code 83 turnouts. In particular see pages 24-26.